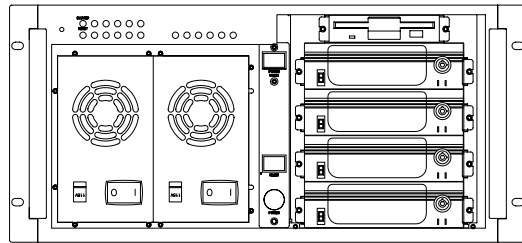
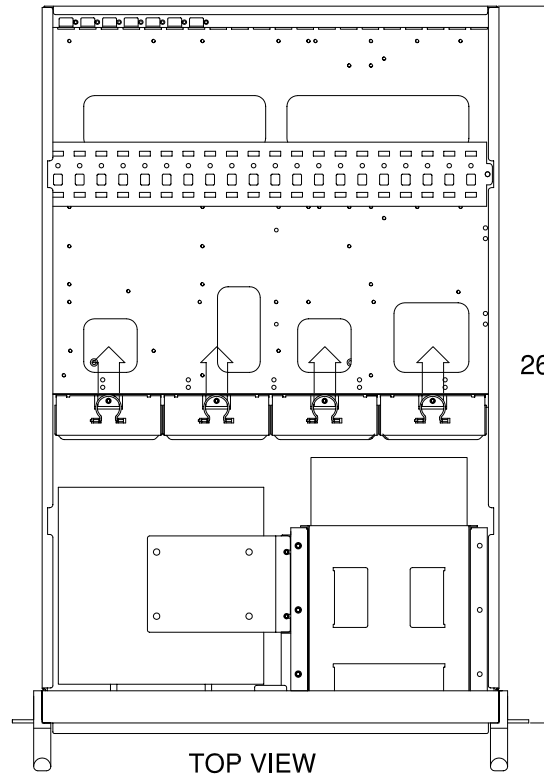


REAR VIEW

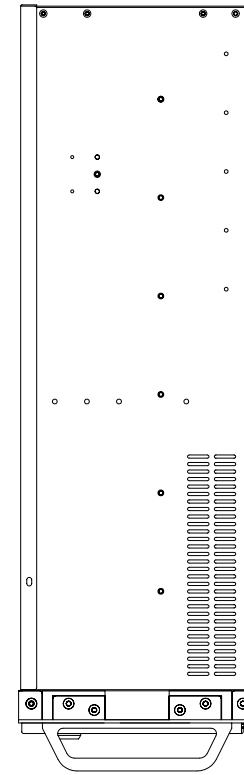


FRONT VIEW - DOOR OPEN

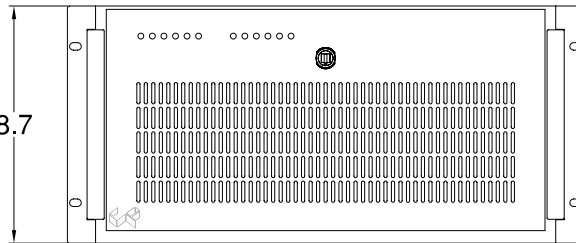


TOP VIEW

26.4



RIGHT SIDE VIEW



8.7

FRONT VIEW - DOOR CLOSED



**CHASSIS
PLANS**
4360 Viewridge Ave.
San Diego, CA 92123
(858) 571-4330
www.chassis-plans.com

THE INFORMATION CONTAINED IN THIS DOCUMENT IS THE SOLE PROPERTY OF CHASSIS PLANS, LLC, IS COPYRIGHTED, AND IS SUBJECT TO WRITTEN CONFIDENTIALITY AND NON-DISCLOSURE AGREEMENTS. THIS INFORMATION INCLUDING MODIFICATION OF THIS DOCUMENT IS CONFIDENTIAL AND PROPRIETARY TO CHASSIS PLANS, LLC. THIS DRAWING MAY NOT BE DISCLOSED TO THIRD PARTIES INCLUDING VENDORS OR OTHER SUPPLIERS WITHOUT EXPRESS WRITTEN PERMISSION OF CHASSIS PLANS, LLC. REPRODUCTION IN ANY FORM OR MEANS, MECHANICAL, INCLUDING PHOTOCOPIING OR BY ANY INFORMATION STORAGE AND RETRIEVAL SYSTEM WITHOUT THE EXPRESS WRITTEN PERMISSION OF CHASSIS PLANS, LLC, IS A VIOLATION OF STATE AND FEDERAL STATUTES AND WILL SUBJECT THE VIOLATOR TO MONETARY DAMAGES.
© CHASSIS PLANS, LLC. 2003

UNLESS OTHERWISE SPECIFIED DIMENSIONS ARE IN INCHES.
TOLERANCES ARE: DECIMALS: .XX ± .1 ANGLES: .XXX ± .010
SCALE: NONE .XX ± .03 ± 0'30"

MATERIAL	
FINISH	

TITLE	B2 SERIES CHASSIS 5U EATX MOTHERBOARD CUSTOMER DRAWING
PART NUMBER	B2 CUSTOMER DRAWING
FILE: B2 SERIES CUSTOMER DRAWING	SHEET 1 OF 1

