

CHASSIS PLANS

B2000



Advantages

- Compact 5U x 26.4-inch (671 mm) design
- Locking front door provides drive security
- 300W- 600W ATX single or redundant power supply
- Five front mount drive bays with four 5.25-inch and one 3.5-inch external drive bays
- Hold-down bar to secure installed feature cards
- Removable rack ears for benchtop applications
- Four 51CFM hot-swap internal fans with thermal management card installed along with removable air filter

Support

- Superior pre-sales and post-sales technical support
- All products carry a one year limited warranty

Customization

- Custom paint and logo services available



B2000

The B2000 Series chassis is a high performance design in a low cost 5U rackmount enclosure. Feature rich, the B2000 Series is a solid, robust design which will meet the most rigorous and demanding requirements. This chassis is ideal for I/O intensive applications such as telephony, data acquisition, Digital Video Recording (DVR), high density web server, back office server, firewall, proxy server and VPN gateway applications including collocation.

The enclosure is constructed of 18 gauge steel, clear zinc plated for corrosion protection and an attractive appearance. The front panel is attractively detailed and is of heavier gauge than the chassis.

There is a huge amount of drive space with the four front accessible 5-1/4" drive bays. This allows for a low cost RAID implementation using IDE, SATA or SCSI drives. One external 3.5 inch drive is also available.

A door covers and protects the drives. Accessible behind the door is the power and reset switches as well as the power-on and drive activity LED's. The LED's are visible through the door when it is closed.

Cooling is provided by four fans 90mm 51CFM hot swap fans. Alternatively, three 120mm 90CFM fans can be installed. The fans provide tach signals for failure detection by the motherboard.

The B2000 Chassis provides for mounting a 20-slot passive backplane. A wide variety of backplanes are available offering different mixes of ISA and PCI slots. Depending on the CPU selection, up to 19 plug-in cards can be installed.

Power is provided by single or redundant front accessible supplies. Front accessibility of the power and drives means very low MTTR in the event of a component failure.

SPECIFICATION

Dimensions

19" (wide) x 5U (8.75") (high) x 26.4" (deep)

Drive Capacity

Five 5-1/4 inch drives - front accessible

One 3-1/2 inch drive - front accessible

Front Panel Controls

Power switch - Black momentary rocker with 2 position .100 header for board connection

Reset switch - Black pushbutton with 2 position .100 header for board connection

Power LED - green with 3 position .100 header for board connection

Drive Activity - Red with 2 position .100 header for board connection

Switch and LED connectors are labeled at the connector end.

Rear Panel Details

20 Plug-in card slot

Two DB25 connector knockouts

Cooling

Four 90mm 51CFM fans with tach signal

Positive chassis pressure

-- or--

Three 120mm 90CFM fans with tach signal

Thermal Management Card

Monitors the following chassis parameters:

Audible alarm sounded on system failure

Rear panel mounted terminal block for NO/NC contact closure for external alarm

Fan operation

Chassis Over-temperature settable for 40, 50 & 60 deg. C alarm point

Two remote temperature probes

Power supply operation

Front panel indication of system alarm status

Power Supply

Front mounted single or redundant supply up to 600W, not included

Accepts Zippy ARI style power supplies, optional 12, 24 or 48VDC supplies available

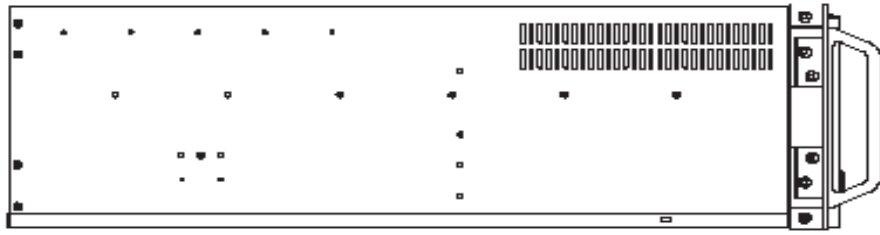
Passive Backplane

20-Slot ISA/PCI accommodated

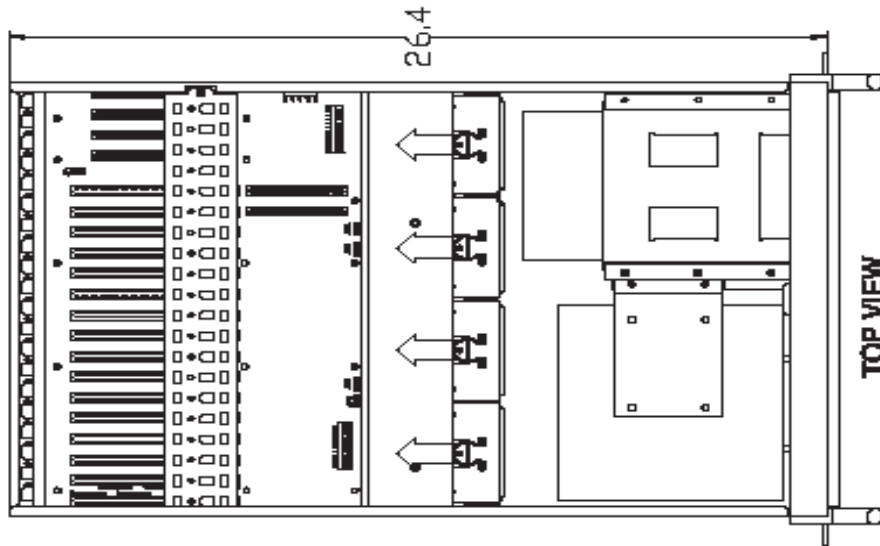
Plug-in Cards

Accommodates up to 19 plug-in I/O cards

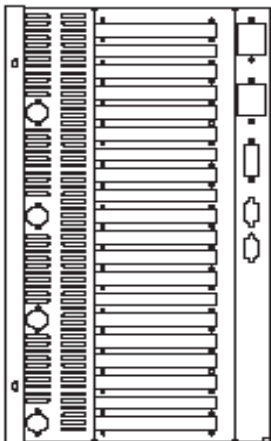




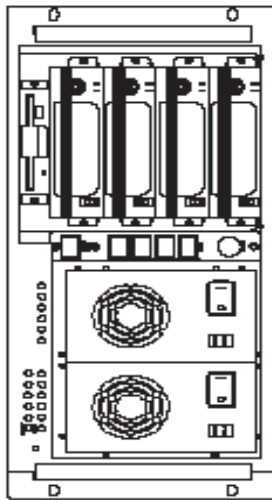
RIGHT SIDE VIEW




TOP VIEW



REAR VIEW



FRONT VIEW - DOOR OPEN



FRONT VIEW - DOOR CLOSED

<p>CHASSIS PLANS 4405 VINTAGE AVE. SAN DIEGO, CA 92123 TEL: 619-444-3330 WWW.CHASSISPLANS.COM</p>		<p>FOR COMPLETE DETAILS OF THIS PRODUCT & SERIES PLEASE VISIT OUR WEBSITE: WWW.CHASSISPLANS.COM FOR ALL INFORMATION, PLEASE CONTACT OUR SALES DEPARTMENT FOR THE LOCATION OF OUR SALES OFFICES, PLEASE VISIT OUR WEBSITE OR CALL US AT 619-444-3330 © 2011 CHASSIS PLANS, LLC</p>	<p>DATE: 01/11/11 DRAWN BY: J. J. JONES CHECKED BY: J. J. JONES SCALE: 1:1</p>	<p>TITLE: B2000 SERIES CHASSIS 5U 20-SLOT BACKPLANE CUSTOMER DRAWING</p>	<p>PART NUMBER: B2000 CUSTOMER DRAWING</p>	<p>REV: 1 OF 1</p>
---	--	---	--	--	--	--------------------